



Submersible Portable Slurry Dewatering Pump

HSD

Single-phase 550watts

The HSD uses a high-chrome iron casting for the impeller and agitator as it has been designed specifically for draining sand-carrying water in foundation or similar works. This compact dewatering pump also features a 550watts output motor which provides extra margin in its motor output for use in exacting conditions.



Vortex Impeller

The "high-gap structure" minimizes impeller lock caused by sand building up in the pump. Also, the high-chrome iron casting is highly resistant to wear.



Agitator

The high-chrome iron cast agitator makes sure that sand-carrying water is powerfully stirred.



Easy Maintenance

The pump section can be disassembled with just a 13 mm wrench, ensuring that maintenance is performed efficiently.



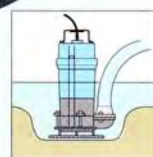
Spiral Casing

This casing is designed to allow sand-carrying water to pass efficiently through the pump.



Stand

Provides a stable attitude for operation on soft ground bases.



Weight: 15 kg
Light, Strong Design

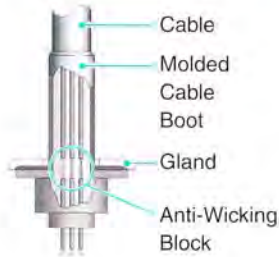
Application

For draining sand and silt laden water in general construction work and building foundation work

Features

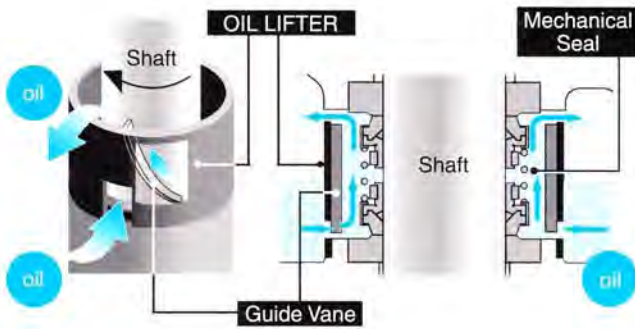
Anti-wicking Block

Gaps between lead cores are sealed to prevent ingress of water into the motor caused by water traveling along lead cores by capillary action.



OIL LIFTER (patent pending)

The OIL LIFTER mechanism functions to supply oil to the top seal faces even if the lubricant in the oil chamber falls below the rated value, and to stably lubricate and cool the seal faces. This unique mechanism helps extend the service life of the mechanical seal.



Major Standard Specifications

Discharge bore size mm		50
Pumping liquid	Type of liquid	Sludge, slurry, liquids containing sand and mud
	Liquid temperature	0~40°C
Pump	Components	Impeller: Vortex type (Semi-vortex pump design) Shaft seal: Double mechanical seal Bearing: Double shielded pre-lubricated ball bearing
	Materials	Impeller: Chromium iron casting Casing: Ductile iron casting Shaft seal (Mechanical seal): Top seal face: Ceramic + Carbon Bottom seal face: Ceramic + Silicon Carbide
	Motor	Type, poles: Dry-type submersible induction motor, 2-pole Insulation: Class E Phase/Voltage: Single-phase/110V, 220V, 230V, 240V Motor protector (Built-in): Circle thermal protector Lubricant: Turbine oil (ISO VG32)
Materials	Frame	Aluminium die casting
	Shaft	Stainless steel #403
	Cable	PVC Sheath cable (Standard)
Discharge connection		Hose coupling made of Aluminum (Standard)

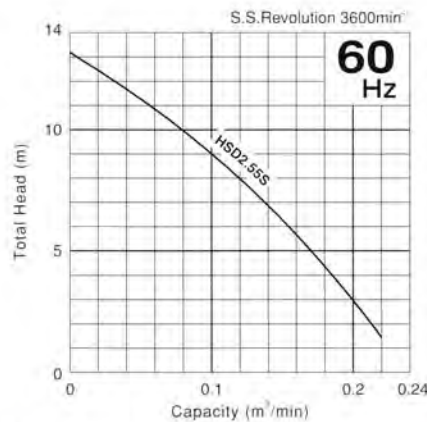
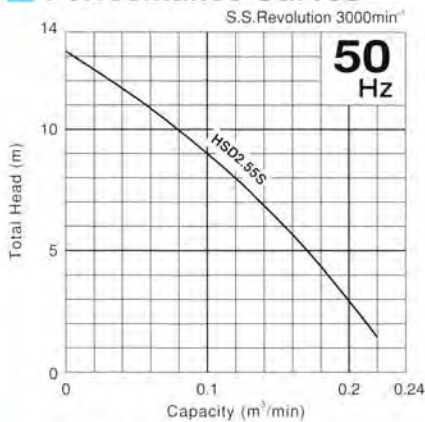
Standard Accessories

- Cabtyre cable1pc
- Hose coupling1pc
- Hose band1pc

Optional Specifications

- Extended cable
- Special paint

Performance Curves

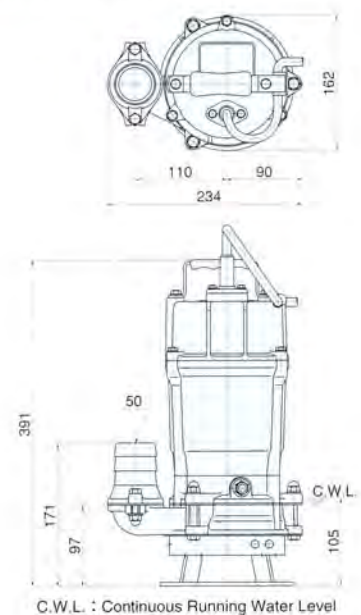


Standard Specifications 50/60Hz

Model	Discharge Bore (mm)	Motor Output (kW)	Phase	Max. Head (m)	Max. Flow Rate (m³/min.)	Starting Method	Std. Cable Length (m)	Weight (kg)
HSD2.55S	50	0.55	Single	13.2	0.22	Capacitor Run	5	15

● Dry weight of the pump excluding cable.

Dimensions Unit: mm



We reserve the right to change the specifications and designs for improvement without prior notice.

**TSURUMI
MANUFACTURING CO.,LTD.**

PT. LUKES INDONESIA

Lindeteves Trade Center Lt UG, Blok B1 No. 6
Jalan Hayam Wuruk, Jakarta - Indonesia
Phone : 021 - 6231 7842, 628 5144
Fax : 021 - 6231 0499
email : lukes@cbn.net.id

